

**TREASURER'S REPORT**

City of Upland - Successor Agency - Public Financing Authority

For Period Ended  
March 31, 2024

Investment Portfolio	Cost	Par Value	Market Value	% of Portfolio
State Local Agency Investment Fund	8,142,478	8,142,478	8,165,694	6.1%
California Asset Management Plan	31,366,454	31,366,454	31,366,454	23.4%
Negotiable Certificates of Deposit	25,886,284	25,871,000	25,434,176	19.0%
Money Market Fund	3,100,698	3,100,698	3,100,698	2.3%
Municipal Bonds	1,555,370	1,605,000	1,533,303	1.1%
Government Agency Securities	62,572,665	62,700,000	59,868,893	44.7%
US Treasury	4,593,925	4,750,000	4,512,223	3.4%
<b>Total Investments</b>	<b>\$ 137,217,873</b>	<b>\$ 137,535,630</b>	<b>\$ 133,981,439</b>	<b>100.0%</b>

<b>Weighted Average Days to Maturity</b>	483.70
Blended Yield:	3.14%

Cash	Cost	Market Value
Bank Accounts and Change Funds	5,023,019	5,023,019
<b>Total Cash</b>	<b>\$ 5,023,019</b>	<b>\$ 5,023,019</b>


<b>Total Cash and Investments</b>	<b>\$ 142,240,893</b>	<b>\$ 139,004,459</b>
-----------------------------------	-----------------------	-----------------------

PARS Investment Portfolio	Cost	Market Value
115 Trust-OPEB Investment	1,502,000	1,936,964
115 Trust-Pension Investment	4,412,148	4,855,290
<b>Total Restricted Funds Held in Trust</b>	<b>\$ 5,914,148</b>	<b>\$ 6,792,254</b>


Benchmarks:	
LAIF	4.23%
CAMP	5.50%
2yr U.S. Treasury	4.59%
5yr U.S. Treasury	4.21%

Restricted Funds with Fiscal Agent	Book Value	Market Value
Water Revenue Bonds 2022	15,636,280	15,636,280
Water System Lease Revenue Refunding Bonds 2021	48,773	48,773
Successor Agency TARBS 2013/2016-Merged Project	0	0
Colonies CFD Area #1 2022	1,122,204	1,122,204
Colonies CFD Area #2 2015	2,010,387	2,010,387
Upland 54 CFD 2004	203,448	203,448
Sycamore Hills CFD 2015-1	824,056	824,056
Harvest at Upland CFD 2016-1 Area #1	743,629	743,629
Harvest at Upland CFD 2016-1 Area #2	2,435,366	2,435,366
Enclave at Upland CFD 2022-1	4,062,915	4,062,915
Sycamore Hills CFD 2015-1-2 STB 2022A	848,106	848,106
<b>Total Restricted Funds</b>	<b>\$ 27,935,164</b>	<b>\$ 27,935,164</b>

- I hereby certify that the investments are in compliance with the investment policy adopted by the City Council in September 2023.
- The City has the ability to meet its budgeted expenditures for the next six months.
- The market values for funds held in banking institutions do not change. The amounts listed as market values for these items are the same as their book values.
- The book value for the State Pool is the withdrawal value provided by the State Treasurer. The market value of funds held by the State Treasurer equates to the City's pro-rata share of the market value of the entire State Pool.
- Sources for current market valuation are Account Statements and the Wall Street Journal GNMA Mortgage rates on the last trading day of the month.
- This report meets the requirements of Government Code Section 53646.

  
\_\_\_\_\_  
Assistant City Manager (Finance Director)

4/15/24  
\_\_\_\_\_  
Date

  
\_\_\_\_\_  
City Treasurer

4/17/24  
\_\_\_\_\_  
Date

**TREASURER'S REPORT**

City of Upland - Successor Agency - Public Financing Authority

**State Local Agency Investment Fund**

**For Period Ended  
March 31, 2024**

Fund or Account		Account Balance	
City	98-36-942	<u>8,142,478</u>	<b>Market Value</b>
	<b>Totals</b>	<u><b>\$ 8,142,478</b></u>	<u><b>\$ 8,165,694</b></u>
<b>Yield for Period Ended</b>	<b>3/31/2024</b>	<u><b>4.23%</b></u>	

**TREASURER'S REPORT**

City of Upland - Successor Agency - Public Financing Authority

**California Asset Management Plan**

**For Period Ended  
March 31, 2024**

Fund or Account		Account Balance	
City of Upland	6113-001	<u>31,366,454</u>	<b>Market Value</b>
	<b>Totals</b>	<b><u>\$ 31,366,454</u></b>	<b><u>\$ 31,366,454</u></b>
<b>Yield for Period Ended</b>	<b>3/31/2024</b>		5.50%

**TREASURER'S REPORT**

City of Upland - Successor Agency - Public Financing Authority

**US Bank Investments**

**For Period Ended  
March 31, 2024**

Investment Name	CUSIP	Cost	Par Value	Market Value	Stated Rate	Maturity Date
<b><u>Negotiable Certificates of Deposit</u></b>						
1st Security Bank of Washington CD	33625CDR7	250,000	250,000	237,805	0.32%	04/16/2025
1st Source Bank CD	33646CNW0	250,000	250,000	249,545	4.61%	01/19/2027
A+ FCU CD	00224TAN6	250,000	250,000	249,248	4.72%	02/17/2026
Alabama CU CD	01025RAF6	250,000	250,000	250,578	5.04%	12/22/2025
Ally Bank Utah	02007GH22	250,000	250,000	248,843	4.67%	12/22/2025
American Equity Bank CD	02568KAJ4	250,000	250,000	228,918	0.76%	05/27/2026
American Exp CD	02589AEZ1	250,000	250,000	252,705	4.55%	09/13/2028
American First CU CD	02616ABZ1	248,000	248,000	247,898	5.00%	04/26/2024
Amoco FCU CD	31424AAA8	249,000	249,000	249,072	4.75%	02/08/2028
Arsenal CU CD	04288LAA6	248,000	248,000	247,856	5.10%	01/25/2025
Bank Hope CD	062683HV2	243,000	243,000	242,803	5.10%	08/12/2024
The Bank of the Valley CD	06543PCN3	250,000	250,000	243,850	0.36%	09/30/2024
BankUnited NA CD	066519RW1	249,000	249,000	227,984	1.47%	12/08/2026
Baxter CU CD	07181JAY0	250,000	250,000	248,903	4.52%	01/25/2027
Blupeak CU CD	09644EAB8	150,000	150,000	150,054	5.65%	07/25/2024
BMW Bank North America CD	05580AXF6	250,000	250,000	234,025	0.53%	09/25/2025
Burke Herbert Financial Services CD	121331AT9	249,000	249,000	248,440	4.76%	02/13/2026
California CD	130162BB5	250,000	250,000	252,653	5.59%	10/27/2025
Capital One NA CD	14042RQN4	250,000	250,000	228,378	1.37%	12/08/2026
Celtic Bank CD	15118RUQ8	250,000	250,000	249,853	1.25%	04/02/2024
Chartway FCU CD	16141BAD3	248,000	248,000	248,548	5.04%	12/16/2025
CIBC Bank USA CD	12547CBP2	237,000	237,000	236,848	5.25%	06/13/2024
City FCU Tax CD	17783PAJ0	249,000	249,000	245,183	4.01%	01/12/2029
City National Bank CD	178180GU3	250,000	250,000	247,745	4.39%	01/12/2026
Clearpath FCU CD	18507MAB7	250,000	250,000	250,020	5.10%	04/27/2026
Communitywide FCU CD	20416TAX0	250,000	250,000	249,148	4.72%	01/06/2026
Connex CU CD	208212BD1	250,000	250,000	252,563	5.35%	03/18/2026
Connexus CU CD	20825WBR0	250,000	250,000	250,378	5.14%	06/23/2025
Continental Bank CD	211163MG2	250,000	250,000	226,568	0.66%	08/24/2026
Customers Bank CD	23204HPB8	250,000	250,000	257,693	4.37%	06/14/2028
Discover Bank CD	254676AR0	250,000	250,000	253,330	4.59%	09/18/2028
Dort FCU CD	25844MBC1	250,000	250,000	250,835	4.79%	06/22/2026
Empower FCU CD	291916AE4	250,000	250,000	254,388	5.36%	10/23/2026
Enerbank USA CD	29278TMR8	250,000	250,000	243,170	1.85%	01/29/2025
Essential CU CD	29669XAP3	250,000	250,000	250,958	4.69%	06/15/2027
Evergreen Bank Group CD	300185KL8	250,000	250,000	247,910	0.25%	05/28/2024
Fahey Banking Co CD	303117DG7	250,000	250,000	245,613	3.97%	01/12/2028
Federal Home Ln MTG	3134GYEK4	1,250,000	1,250,000	1,247,875	5.16%	01/27/2026
Fifth Third Bank CD	316777YV7	236,000	236,000	236,125	5.50%	10/17/2024
First Technology FCU CD	33715LEB2	249,000	249,000	242,187	3.75%	08/05/2027
First Carolina Bank CD	31944MBJ3	250,000	250,000	231,688	0.54%	12/23/2025
First Farmers Bank & Trust CD	320165JK0	246,682	235,000	231,388	1.78%	09/04/2024
FirstBank of Nebraska CD	32116PAR9	248,000	248,000	224,529	0.66%	08/27/2026
Freedom Bk of Virginai CD	35633MCT7	250,000	250,000	249,578	4.81%	02/17/2026
Freedom Northwest CD	356436AF2	249,000	249,000	249,012	4.70%	01/19/2028
General Electric CU CD	369674CJ3	250,000	250,000	249,650	5.01%	02/14/2025
Generations Bank C D	37149CAV9	250,000	250,000	239,143	3.24%	05/06/2027
Gesa CU CD	37424PAH7	250,000	250,000	252,628	5.20%	07/31/2026

**TREASURER'S REPORT**

City of Upland - Successor Agency - Public Financing Authority

**US Bank Investments**

**For Period Ended  
March 31, 2024**

Investment Name	CUSIP	Cost	Par Value	Market Value	Stated Rate	Maturity Date
Global FCU CD	37892MAM6	248,000	248,000	249,039	4.98%	06/16/2026
Greenstate CU CD	39573LCC0	250,000	250,000	234,015	0.96%	11/24/2025
Ideal CU CD	45157PAY6	125,000	125,000	123,324	4.05%	08/29/2025
Industrial Commercial Bank China CD	45581ECJ8	250,000	250,000	238,763	0.47%	03/31/2025
InFirst FCU CD	45673RAA9	236,675	249,000	243,490	1.89%	11/27/2024
Insight CU CD	45791JAC0	250,000	250,000	249,930	5.10%	02/27/2025
Iriquois Fed CD	46355PDQ8	249,000	249,000	250,648	4.67%	09/17/2027
Jovia Financial FCU CD	48115LAE4	242,900	249,000	247,795	2.86%	06/07/2024
JPMorgan Chase Bank CD	48128URC5	250,000	250,000	232,953	0.54%	11/10/2025
Keypoint CU CD	49332PAC4	248,000	248,000	248,250	5.39%	12/27/2024
Liberty FED CD	53052LAU3	248,000	248,000	248,161	5.10%	06/09/2025
Live Oak Banking Company CD	538036NV2	250,000	250,000	234,380	0.59%	09/16/2025
Magnolia Bank Inc CD	559582AP6	250,000	250,000	242,088	0.36%	11/25/2024
Malaga Bank CD	56102ABK1	250,000	250,000	226,078	0.94%	11/19/2026
Manufacturers Traders Trust Co CD	564759RJ9	244,000	244,000	243,458	4.91%	12/09/2024
Medallion Bank CD	58404DGK1	250,000	250,000	240,785	1.35%	03/27/2025
Meritrust FCU MTN CD	59001PAR0	225,000	225,000	220,001	3.27%	06/30/2025
Merrick Bank CD	59013KFH4	250,000	250,000	243,003	1.80%	01/31/2025
Milestone Bk CD	59934MAK4	244,000	244,000	242,419	4.43%	12/15/2026
Morgan Stanley Private Bank CD	61760AZR3	250,000	250,000	249,350	2.76%	05/02/2024
Mountain Pac Bk CD	62424PAC6	237,000	237,000	236,758	5.21%	07/19/2024
NBC Bancorp Inc CD	633398AA0	248,000	248,000	248,618	4.84%	09/14/2026
New York Community Bank CD	649447UY3	250,000	250,000	236,330	0.53%	07/01/2025
Optum Bank Draper CD	68405VAU3	244,000	244,000	245,449	4.68%	09/13/2027
Pacific Western Bank CD	69506YYX1	243,000	243,000	242,913	5.15%	11/12/2024
Partners Bank of California CD	70212YAZ5	250,000	250,000	240,030	1.04%	04/02/2025
Pentagon FCU CD	70962LAJ1	250,000	250,000	244,858	0.51%	09/30/2024
People's Bank CD	710275AH1	250,000	250,000	245,903	4.12%	01/12/2027
Poppy Bank CD	73319FAF6	235,893	229,000	220,314	1.14%	03/18/2025
Popular Bank CD	73317ABL5	250,000	250,000	246,665	4.16%	01/08/2026
Preferred CU CD	74043RAA2	250,000	250,000	254,015	4.92%	09/15/2027
Red Crown Fed CD	756558AB8	200,000	200,000	203,198	5.32%	10/13/2026
Rogue CU CD	77535MAG8	250,000	250,000	250,105	5.20%	12/23/2027
Solarity CU CD	83418NAG6	248,000	248,000	249,332	5.03%	06/23/2026
Southeast Bank CD	84133PFC7	250,000	250,000	236,558	0.48%	06/17/2025
Southern First CD	84287PJB9	244,000	244,000	250,061	4.73%	10/17/2028
Souther States Bank CD	843879EZ6	249,000	249,000	247,429	4.48%	04/14/2025
Spokane Teachers CD	849061AC0	248,000	248,000	249,004	5.63%	01/28/2025
State Bank of India CD	856285RS2	252,625	250,000	244,828	2.09%	11/27/2024
Tandem Bank CD	87537YAB0	250,000	250,000	237,120	0.58%	06/23/2025
Technology CU CD	87868YAH6	248,000	248,000	247,980	5.10%	07/21/2025
Texas Exchange Bank CD	88241TMG2	249,000	249,000	227,143	1.26%	11/13/2026
Third Federal Savings & Loan CD	88413QDE5	250,000	250,000	238,228	0.84%	05/23/2025
Toyota Financial Savings Bank CD	89235MLE9	249,860	248,000	227,230	1.04%	07/29/2026
True Sky Credit CD	89786MAH7	250,000	250,000	250,475	4.49%	11/30/2027
TTCU Federal CU CD	89854LAD5	250,000	250,000	256,620	4.87%	07/26/2028
Tucson FCU CD	898812AC6	250,000	250,000	256,845	4.87%	09/08/2028
UBS Bank USA CD	90348JJQ4	260,650	250,000	249,883	2.90%	04/03/2024
Union Bank CD	90520VAX1	250,000	250,000	230,015	0.65%	03/19/2026

**TREASURER'S REPORT**

City of Upland - Successor Agency - Public Financing Authority

**US Bank Investments**

**For Period Ended  
March 31, 2024**

Investment Name	CUSIP	Cost	Par Value	Market Value	Stated Rate	Maturity Date
USAlliance FCU CD	90352RCD5	100,000	100,000	93,823	1.44%	01/28/2026
Vibrant CU CD	92559TAL2	248,000	248,000	250,341	5.30%	03/20/2026
WebBank Salt CD	947547NT8	248,000	248,000	240,342	1.03%	12/30/2024
Wells Fargo Bk CD	949764DS0	237,000	237,000	236,825	5.30%	07/24/2024
Western CD	95763PNQ0	237,000	237,000	236,910	5.35%	06/05/2024
<b>Negotiable Certificates of Deposit Subtotal</b>		<b>\$ 25,886,284</b>	<b>\$ 25,871,000</b>	<b>\$ 25,434,176</b>		

**Cash and Equivalents (Money Market Fund)**

Cash		1,769	1,769	1,769		
First American Govt OB Fund-Y	31846V203	3,098,928	3,098,928	3,098,928	4.91%	
<b>Money Market Fund Subtotal</b>		<b>3,100,698</b>	<b>3,100,698</b>	<b>3,100,698</b>		

**Municipal Bond Fund**

Klamath Trinity CA	498422JN5	25,100	25,000	24,673	1.21%	08/01/2024
Klamath Trinity CA	498422JJ4	30,150	30,000	29,138	1.57%	08/01/2025
Riverside Cnty CA	76913CBA6	950,120	1,000,000	963,920	2.97%	02/15/2026
San Bernardino CA	796720PA2	300,000	300,000	284,604	0.88%	08/01/2025
San Bernardino CA	796720PB0	250,000	250,000	230,968	1.19%	08/01/2026
<b>Municipal Bond Fund Subtotal</b>		<b>1,555,370</b>	<b>1,605,000</b>	<b>1,533,303</b>		

**Government Securities**

Federal Farm Credit Bks DEB	3133EMBK7	1,500,000	1,500,000	1,435,425	0.47%	04/07/2025
Federal Farm Credit Bks DEB	3133EMER9	1,500,000	1,500,000	1,442,865	0.49%	01/27/2025
Federal Farm Credit Bks DEB	3133EMTQ5	1,100,000	1,100,000	1,055,087	0.73%	03/17/2025
Federal Farm Credit Bks DEB	3133ENAF7	1,235,150	1,250,000	1,144,038	1.09%	10/07/2026
Federal Farm Credit Bks DEB	3133ENHW3	1,250,000	1,250,000	1,193,488	1.23%	06/23/2025
Federal Farm Credit Bks DEB	3133EPN50	998,000	1,000,000	998,640	4.28%	12/15/2028
Federal Farm Credit Bks DEB	3133EPPR0	750,803	750,000	748,875	4.64%	04/10/2026
Federal Home Ln Bks DEB	3130AL6L3	1,000,000	1,000,000	927,210	0.54%	02/26/2026
Federal Home Ln Bks DEB	3130AKLH7	1,500,000	1,500,000	1,405,650	0.53%	12/30/2025
Federal Home Ln Bks DEB	3130AKWK8	2,000,000	2,000,000	1,846,020	0.55%	02/12/2026
Federal Home Ln Bks DEB	3130AL6A7	1,000,000	1,000,000	928,730	0.65%	02/26/2026
Federal Home Ln Bks DEB	3130AMZP0	1,500,000	1,500,000	1,440,390	0.68%	02/28/2025
Federal Home Ln Bks DEB	3130AKQX7	2,000,000	2,000,000	1,857,060	0.75%	01/28/2026
Federal Home Ln Bks DEB	3130ALN34	1,100,000	1,100,000	1,053,382	0.73%	03/24/2025
Federal Home Ln Bks DEB	3130ALZ80	1,300,000	1,300,000	1,234,844	0.79%	04/29/2026
Federal Home Ln Bks DEB	3130ALPJ7	1,000,000	1,000,000	951,250	0.86%	06/30/2025
Federal Home Ln Bks DEB	3130AQD42	500,000	500,000	494,835	0.93%	06/28/2024
Federal Home Ln Bks DEB	3130AMBD3	1,500,000	1,500,000	1,407,270	1.07%	05/12/2026
Federal Home Ln Bks DEB	3130AMET5	2,000,000	2,000,000	1,888,480	1.06%	05/27/2026
Federal Home Ln Bks DEB	3130AQD59	1,250,000	1,250,000	1,223,225	1.02%	09/30/2024
Federal Home Ln Bks DEB	3130APV51	2,000,000	2,000,000	1,892,440	1.06%	11/24/2026
Federal Home Ln Bks DEB	3130AN3R9	1,500,000	1,500,000	1,381,680	1.23%	07/20/2026

**TREASURER'S REPORT**

City of Upland - Successor Agency - Public Financing Authority

**US Bank Investments**

**For Period Ended  
March 31, 2024**

Investment Name	CUSIP	Cost	Par Value	Market Value	Stated Rate	Maturity Date
Federal Home Ln Bks DEB	3130AQ5D1	1,500,000	1,500,000	1,410,405	1.28%	12/22/2025
Federal Home Ln Bks DEB	3130APJ55	1,600,000	1,600,000	1,468,592	1.37%	10/26/2026
Federal Home Ln Bks DEB	3130APU37	1,500,000	1,500,000	1,378,170	1.42%	11/24/2026
Federal Home Ln Bks DEB	3130ARCL3	1,000,000	1,000,000	942,510	2.66%	03/30/2027
Federal Home Ln Bks DEB	3130ARKL4	591,600	600,000	591,684	3.31%	04/21/2027
Federal Home Ln Bks DEB	3130AWBZ2	998,300	1,000,000	990,130	4.18%	06/11/2027
Federal Home Ln Bks DEB	3130AWTR1	1,991,760	2,000,000	2,008,320	4.38%	09/08/2028
Federal Home Ln Bks DEB	3130AUS88	1,500,000	1,500,000	1,493,595	5.03%	02/16/2028
Federal Home Ln Bks DEB	3130AUS54	1,500,000	1,500,000	1,495,890	5.02%	02/17/2026
Federal Home Ln Bks DEB	3130AUS70	1,500,000	1,500,000	1,490,925	5.03%	08/15/2025
Federal Home Ln Bks DEB	3130AUX33	599,100	600,000	599,172	5.48%	02/22/2028
Federal Home Ln Corp MTN	3134GWZG4	2,000,000	2,000,000	1,871,080	0.64%	10/20/2025
Federal Home Ln Corp MTN	3134GWUX2	1,500,000	1,500,000	1,463,805	0.38%	09/30/2024
Federal Home Ln Corp MTN	3134GWJ64	1,500,000	1,500,000	1,486,095	0.40%	06/10/2024
Federal Home Ln Corp MTN	3134GWWT9	1,500,000	1,500,000	1,406,520	0.59%	09/30/2025
Federal Home Ln Corp MTN	3134GXAP9	1,500,000	1,500,000	1,400,670	0.64%	11/12/2025
Federal Home Ln Corp MTN	3134GXB5	1,500,000	1,500,000	1,400,430	0.64%	11/12/2025
Federal Home Ln Corp MTN	3134GWH82	1,500,000	1,500,000	1,410,525	0.67%	09/08/2025
Federal Home Ln Corp MTN	3134GW4C7	1,379,420	1,400,000	1,273,412	0.88%	10/27/2026
Federal Home Ln Corp MTN	3134GXS1	1,000,000	1,000,000	998,000	3.01%	05/17/2027
Fed Natl Mortgage Assoc	3136G4A45	1,500,000	1,500,000	1,421,130	0.75%	07/22/2025
Fed Natl Mortgage Assoc MTN	3134GYJC7	1,250,000	1,250,000	1,248,913	5.40%	02/24/2026
Fed Natl Mortgage Assoc #AN1614	3138LDYL1	1,896,875	2,000,000	1,896,100	2.61%	06/01/2026
Tennessee Valley Authority DEB	880591CJ9	781,658	750,000	771,938	6.56%	11/01/2025
<b>Government Securities Subtotal</b>		<b>62,572,665</b>	<b>62,700,000</b>	<b>59,868,893</b>		
<b>US Treasury</b>						
US Treasury Note 0.375%	91282CBC4	1,476,450	1,500,000	1,391,250	0.40%	12/31/2025
US Treasury Note 0.625%	912828ZE3	220,875	250,000	223,663	0.70%	03/31/2027
US Treasury Note 2.625%	9128286B1	928,900	1,000,000	928,950	2.85%	02/15/2029
US Treasury Note 3.750%	91282CJR3	978,600	1,000,000	978,670	3.86%	12/31/2028
US Treasury Note 4.000%	91282CJW2	989,100	1,000,000	989,690	4.07%	01/31/2029
<b>US Treasury Subtotal</b>		<b>4,593,925</b>	<b>4,750,000</b>	<b>4,512,223</b>		
<b>Total Portfolio</b>		<b>\$ 97,708,941</b>	<b>\$ 98,026,698</b>	<b>\$ 94,449,292</b>		

TREASURER'S REPORT

City of Upland - Successor Agency - Public Financing Authority

Investment Portfolio

For Period Ended  
March 31, 2024

March 31, 2024	Market Value	Availability	No. of days until maturity	Weight	Days to maturity weighted average	Total by maturity
Petty Cash	34,100	3/31/2024	0	0.0%	-	
Checking Account	4,657,946	4/1/2024	1	3.4%	0.03	
Successor Agency	330,973	4/1/2024	1	0.2%	-	
<b>Total Bank Accounts</b>	<b>5,023,019</b>					5,023,019
<b>State Local Agency Investment Fund</b>	<b>8,165,694</b>	4/1/2024	1	5.9%	0.06	8,165,694
<b>California Asset Management Plan</b>	<b>31,366,454</b>	3/31/2024	0	22.6%	-	31,366,454
Cash	1,769	3/31/2024	0	0.0%	-	
First American Govt OB Fund-Y	3,098,928	4/1/2024	1	2.2%	0.02	
<b>Money Market Accounts</b>	<b>3,100,698</b>					3,100,698
American First CU CD	247,898	4/26/2024	26	0.2%	0.05	
Celtic Bank CD	249,853	4/2/2024	2	0.2%	0.00	
UBS Bank USA CD	249,883	4/3/2024	3	0.2%	0.01	
<b>Negotiable Certificates of Deposit</b>	<b>747,633</b>					747,633
						<b>48,403,498</b> 1 - 30 days
Evergreen Bank Group CD	247,910	5/28/2024	58	0.2%	0.10	
Morgan Stanley Private Bank CD	249,350	5/2/2024	32	0.2%	0.06	
<b>Negotiable Certificates of Deposit</b>	<b>497,260</b>					497,260
						<b>497,260</b> 31 - 60 days
Federal Home Ln Bks DEB	494,835	6/28/2024	89	0.4%	0.32	
Federal Home Ln Corp MTN	1,486,095	6/10/2024	71	1.1%	0.76	
<b>Government Securities</b>	<b>1,980,930</b>					1,980,930
Blupeak CU CD	150,054	7/25/2024	116	0.1%	0.13	
CIBC Bank USA CD	236,848	6/13/2024	74	0.2%	0.13	
Jovia Financial FCU CD	247,795	6/7/2024	68	0.2%	0.12	
Mountain Pac Bk CD	236,758	7/19/2024	110	0.2%	0.19	
Wells Fargo Bk CD	236,825	7/24/2024	115	0.2%	0.20	
Western CD	236,910	6/5/2024	66	0.2%	0.11	
<b>Negotiable Certificates of Deposit</b>	<b>1,345,190</b>					1,345,190
						<b>3,326,120</b> 61 - 120 days
Bank Hope CD	242,803	8/12/2024	134	0.2%	0.23	
First Farmers Bank & Trust CD	231,388	9/4/2024	157	0.2%	0.26	
<b>Negotiable Certificates of Deposit</b>	<b>474,191</b>					474,191
Klamath Trinity CA	24,673	8/1/2024	123	0.0%	0.02	
<b>Municipal Bonds</b>	<b>24,673</b>					
						<b>474,191</b> 121 - 180 days
Federal Farm Credit Bks DEB	1,442,865	1/27/2025	302	1.0%	3.13	
Federal Farm Credit Bks DEB	1,055,087	3/17/2025	351	0.8%	2.66	
Federal Home Ln Bks DEB	1,440,390	2/28/2025	334	1.0%	3.46	
Federal Home Ln Bks DEB	1,053,382	3/24/2025	358	0.8%	2.71	
Federal Home Ln Bks DEB	1,223,225	9/30/2024	183	0.9%	1.61	
Federal Home Ln Corp MTN	1,463,805	9/30/2024	183	1.1%	1.93	
<b>Government Securities</b>	<b>7,678,754</b>					7,678,754
Arsenal CU CD	247,856	1/25/2025	300	0.2%	0.53	
The Bank of the Valley CD	243,850	9/30/2024	183	0.2%	0.32	
Enerbank USA CD	243,170	1/29/2025	304	0.2%	0.53	
Fifth Third Bank CD	236,125	10/17/2024	200	0.2%	0.34	
General Electric CU CD	249,650	2/14/2025	320	0.2%	0.57	
Industrial Commercial Bank China CD	238,763	3/31/2025	365	0.2%	0.63	

TREASURER'S REPORT

City of Upland - Successor Agency - Public Financing Authority

Investment Portfolio

For Period Ended  
March 31, 2024

March 31, 2024	Market Value	Availability	No. of days until maturity	Weight	Days to maturity weighted average	Total by maturity
InFirst FCU CD	243,490	11/27/2024	241	0.2%	0.42	
Insight CU CD	249,930	2/27/2025	333	0.2%	0.60	
Keypoint CU CD	248,250	12/27/2024	271	0.2%	0.48	
Magnolia Bank Inc CD	242,088	11/25/2024	239	0.2%	0.42	
Manufacturers Traders Trust Co CD	243,458	12/9/2024	253	0.2%	0.44	
Medallion Bank CD	240,785	3/27/2025	361	0.2%	0.63	
Merrick Bank CD	243,003	1/31/2025	306	0.2%	0.53	
Pacific Western Bank CD	242,913	11/12/2024	226	0.2%	0.39	
Pentagon FCU CD	244,858	9/30/2024	183	0.2%	0.32	
Poppy Bank CD	220,314	3/18/2025	352	0.2%	0.56	
Spokane Teachers CD	249,004	1/28/2025	303	0.2%	0.54	
State Bank of India CD	244,828	11/27/2024	241	0.2%	0.42	
WebBank Salt CD	240,342	12/30/2024	274	0.2%	0.47	
<b>Negotiable Certificates of Deposit</b>	<b>4,612,675</b>					4,612,675
						<b>12,291,429</b>
						<b>181 - 1 year</b>
Federal Farm Credit Bks DEB	1,435,425	4/7/2025	372	1.0%	3.84	
Federal Farm Credit Bks DEB	1,193,488	6/23/2025	449	0.9%	3.86	
Federal Home Ln Bks DEB	927,210	2/26/2026	697	0.7%	4.65	
Federal Home Ln Bks DEB	1,405,650	12/30/2025	639	1.0%	6.46	
Federal Home Ln Bks DEB	1,846,020	2/12/2026	683	1.3%	9.07	
Federal Home Ln Bks DEB	928,730	2/26/2026	697	0.7%	4.66	
Federal Home Ln Bks DEB	1,857,060	1/28/2026	668	1.3%	8.92	
Federal Home Ln Bks DEB	951,250	6/30/2025	456	0.7%	3.12	
Federal Home Ln Bks DEB	1,410,405	12/22/2025	631	1.0%	6.40	
Federal Home Ln Bks DEB	1,495,890	2/17/2026	688	1.1%	7.40	
Federal Home Ln Bks DEB	1,490,925	8/15/2025	502	1.1%	5.38	
Federal Home Ln Corp MTN	1,871,080	10/20/2025	568	1.3%	7.65	
Federal Home Ln Corp MTN	1,406,520	9/30/2025	548	1.0%	5.54	
Federal Home Ln Corp MTN	1,400,670	11/12/2025	591	1.0%	5.96	
Federal Home Ln Corp MTN	1,400,430	11/12/2025	591	1.0%	5.95	
Federal Home Ln Corp MTN	1,410,525	9/8/2025	526	1.0%	5.34	
Fed Natl Mortgage Assoc	1,421,130	7/22/2025	478	1.0%	4.89	
Fed Natl Mortgage Assoc MTN	1,248,913	2/24/2026	695	0.9%	6.24	
Tennessee Valley Authority DEB	771,938	11/1/2025	580	0.6%	3.22	
<b>Government Securities</b>	<b>25,873,258</b>					25,873,258
1st Security Bank of Washington CD	237,805	4/16/2025	381	0.2%	0.65	
A+ FCU CD	249,248	2/17/2026	688	0.2%	1.23	
Alabama CU CD	250,578	12/22/2025	631	0.2%	1.14	
Ally Bank Utah	248,843	12/22/2025	631	0.2%	1.13	
BMW Bank North America CD	234,025	9/25/2025	543	0.2%	0.91	
Burke Herbert Financial Services CD	248,440	2/13/2026	684	0.2%	1.22	
California CD	252,653	10/27/2025	575	0.2%	1.05	
Chartway FCU CD	248,548	12/16/2025	625	0.2%	1.12	
City National Bank CD	247,745	1/12/2026	652	0.2%	1.16	
Communitywide FCU CD	249,148	1/6/2026	646	0.2%	1.16	
Connex CU CD	252,563	3/18/2026	717	0.2%	1.30	
Connexus CU CD	250,378	6/23/2025	449	0.2%	0.81	
Federal Home Ln MTG	1,247,875	1/27/2026	667	0.9%	5.99	
First Carolina Bank CD	231,688	12/23/2025	632	0.2%	1.05	
Freedom Bk of Virginia CD	249,578	2/17/2026	688	0.2%	1.24	
Greenstate CU CD	234,015	11/24/2025	603	0.2%	1.02	
Ideal CU CD	123,324	8/29/2025	516	0.1%	0.46	
JPMorgan Chase Bank CD	232,953	11/10/2025	589	0.2%	0.99	
Liberty FED CD	248,161	6/9/2025	435	0.2%	0.78	
Live Oak Banking Company CD	234,380	9/16/2025	534	0.2%	0.90	
Merittrust FCU MTN CD	220,001	6/30/2025	456	0.2%	0.72	
New York Community Bank CD	236,330	7/1/2025	457	0.2%	0.78	
Partners Bank of California CD	240,030	4/2/2025	367	0.2%	0.63	
Popular Bank CD	246,665	1/8/2026	648	0.2%	1.15	
Southeast Bank CD	236,558	6/17/2025	443	0.2%	0.75	
Souther States Bank CD	247,429	4/14/2025	379	0.2%	0.67	
Tandem Bank CD	237,120	6/23/2025	449	0.2%	0.77	
Technology CU CD	247,980	7/21/2025	477	0.2%	0.85	

**TREASURER'S REPORT**

City of Upland - Successor Agency - Public Financing Authority

**Investment Portfolio**

**For Period Ended  
March 31, 2024**

<b>March 31, 2024</b>	<b>Market Value</b>	<b>Availability</b>	<b>No. of days until maturity</b>	<b>Weight</b>	<b>Days to maturity weighted average</b>	<b>Total by maturity</b>
Third Federal Savings & Loan CD	238,228	5/23/2025	418	0.2%	0.72	
Union Bank CD	230,015	3/19/2026	718	0.2%	1.19	
USAlliance FCU CD	93,823	1/28/2026	668	0.1%	0.45	
Vibrant CU CD	250,341	3/20/2026	719	0.2%	1.29	
<b>Negotiable Certificates of Deposit</b>	<b>8,496,461</b>					8,496,461
US Treasury Note 0.375%	1,391,250	12/31/2025	640	1.0%	6.41	
<b>US Treasury</b>	<b>1,391,250</b>					1,391,250
Klamath Trinity CA	29,138	8/1/2025	488	0.0%	0.10	
Riverside Cnty CA	963,920	2/15/2026	686	0.7%	4.76	
San Bernardino CA	284,604	8/1/2025	488	0.2%	1.00	
<b>Municipal Bonds</b>	<b>1,277,662</b>					1,277,662
						<b>37,038,631</b>
						<b>1- 2 years</b>
Federal Farm Credit Bks DEB	1,144,038	10/7/2026	920	0.8%	7.57	
Federal Farm Credit Bks DEB	748,875	4/10/2026	740	0.5%	3.99	
Federal Home Ln Bks DEB	1,234,844	4/29/2026	759	0.9%	6.74	
Federal Home Ln Bks DEB	1,407,270	5/12/2026	772	1.0%	7.82	
Federal Home Ln Bks DEB	1,888,480	5/27/2026	787	1.4%	10.69	
Federal Home Ln Bks DEB	1,892,440	11/24/2026	968	1.4%	13.18	
Federal Home Ln Bks DEB	1,381,680	7/20/2026	841	1.0%	8.36	
Federal Home Ln Bks DEB	1,468,592	10/26/2026	939	1.1%	9.92	
Federal Home Ln Bks DEB	1,378,170	11/24/2026	968	1.0%	9.60	
Federal Home Ln Bks DEB	942,510	3/30/2027	1094	0.7%	7.42	
Federal Home Ln Corp MTN	1,273,412	10/27/2026	940	0.9%	8.61	
Fed Natl Mortgage Assoc #AN1614	1,896,100	6/1/2026	792	1.4%	10.80	
<b>Government Securities</b>	<b>16,656,411</b>					16,656,411
1st Source Bank CD	249,545	1/19/2027	1024	0.2%	1.84	
American Equity Bank CD	228,918	5/27/2026	787	0.2%	1.30	
BankUnited NA CD	227,984	12/8/2026	982	0.2%	1.61	
Baxter CU CD	248,903	1/25/2027	1030	0.2%	1.84	
Capital One NA CD	228,378	12/8/2026	982	0.2%	1.61	
Clearpath FCU CD	250,020	4/27/2026	757	0.2%	1.36	
Continental Bank CD	226,568	8/24/2026	876	0.2%	1.43	
Dort FCU CD	250,835	6/22/2026	813	0.2%	1.47	
Empower FCU CD	254,388	10/23/2026	936	0.2%	1.71	
FirstBank of Nebraska CD	224,529	8/27/2026	879	0.2%	1.42	
Gesa CU CD	252,628	7/31/2026	852	0.2%	1.55	
Global FCU CD	249,039	6/16/2026	807	0.2%	1.45	
Malaga Bank CD	226,078	11/19/2026	963	0.2%	1.57	
Milestone Bk CD	242,419	12/15/2026	989	0.2%	1.72	
NBC Bancorp Inc CD	248,618	9/14/2026	897	0.2%	1.60	
People's Bank CD	245,903	1/12/2027	1017	0.2%	1.80	
Red Crown Fed CD	203,198	10/13/2026	926	0.1%	1.35	
Solarity CU CD	249,332	6/23/2026	814	0.2%	1.46	
Texas Exchange Bank CD	227,143	11/13/2026	957	0.2%	1.56	
Toyota Financial Savings Bank CD	227,230	7/29/2026	850	0.2%	1.39	
<b>Negotiable Certificates of Deposit</b>	<b>4,761,652</b>					4,761,652
US Treasury Note 0.625%	223,663	3/31/2027	1095	0.2%	1.76	
<b>US Treasury</b>	<b>223,663</b>					223,663
San Bernardino CA	230,968	8/1/2026	853	0.2%	1.42	
<b>Municipal Bonds</b>	<b>230,968</b>					230,968
						<b>21,872,692</b>
						<b>2- 3 years</b>
Federal Home Ln Bks DEB	591,684	4/21/2027	1116	0.4%	4.75	
Federal Home Ln Bks DEB	990,130	6/11/2027	1167	0.7%	8.31	
Federal Home Ln Bks DEB	1,493,595	2/16/2028	1417	1.1%	15.23	
Federal Home Ln Bks DEB	599,172	2/22/2028	1423	0.4%	6.13	
Federal Home Ln Corp MTN	998,000	5/17/2027	1142	0.7%	8.20	
<b>Government Securities</b>	<b>4,672,581</b>					4,672,581

**TREASURER'S REPORT**

City of Upland - Successor Agency - Public Financing Authority

**Investment Portfolio**

**For Period Ended  
March 31, 2024**

<b>March 31, 2024</b>	<b>Market Value</b>	<b>Availability</b>	<b>No. of days until maturity</b>	<b>Weight</b>	<b>Days to maturity weighted average</b>	<b>Total by maturity</b>
Amoco FCU CD	249,072	2/8/2028	1409	0.2%	2.52	
Essential CU CD	250,958	6/15/2027	1171	0.2%	2.11	
Fahey Banking Co CD	245,613	1/12/2028	1382	0.2%	2.44	
First Technology FCU CD	242,187	8/5/2027	1222	0.2%	2.13	
Freedom Northwest CD	249,012	1/19/2028	1389	0.2%	2.49	
Generations Bank C D	239,143	5/6/2027	1131	0.2%	1.95	
Iriquois Fed CD	250,648	9/17/2027	1265	0.2%	2.28	
Optum Bank Draper CD	245,449	9/13/2027	1261	0.2%	2.23	
Preferred CU CD	254,015	9/15/2027	1263	0.2%	2.31	
Rogue CU CD	250,105	12/23/2027	1362	0.2%	2.45	
True Sky Credit CD	250,475	11/30/2027	1339	0.2%	2.41	
<b>Negotiable Certificates of Deposit</b>	<b>2,726,677</b>					2,726,677
						<b>7,399,258</b>
						<b>3- 4 years</b>
Federal Farm Credit Bks DEB	998,640	12/15/2028	1720	0.7%	12.36	
Federal Home Ln Bks DEB	2,008,320	9/8/2028	1622	1.4%	23.43	
<b>Government Securities</b>	<b>3,006,960</b>					3,006,960
American Exp CD	252,705	9/13/2028	1627	0.2%	2.96	
City FCU Tax CD	245,183	1/12/2029	1748	0.2%	3.08	
Customers Bank CD	257,693	6/14/2028	1536	0.2%	2.85	
Discover Bank CD	253,330	9/18/2028	1632	0.2%	2.97	
Southern First CD	250,061	10/17/2028	1661	0.2%	2.99	
TTCU Federal CU CD	256,620	7/26/2028	1578	0.2%	2.91	
Tucson FCU CD	256,845	9/8/2028	1622	0.2%	3.00	
<b>Negotiable Certificates of Deposit</b>	<b>1,772,436</b>					1,772,436
US Treasury Note 2.625%	928,950	2/15/2029	1782	0.7%	11.91	
US Treasury Note 3.750%	978,670	12/31/2028	1736	0.7%	12.22	
US Treasury Note 4.000%	989,690	1/31/2029	1767	0.7%	12.58	
<b>US Treasury</b>	<b>2,897,310</b>					2,897,310
						<b>7,676,706</b>
						<b>4- 5 years</b>
<b>Total Investments</b>	<b>\$ 139,004,459</b>			<b>100%</b>	<b>\$ 484</b>	<b>138,979,786</b>
Average Maturity in Days			484			
Average Maturity in Years:			1			

**TREASURER'S REPORT**

City of Upland - Successor Agency - Public Financing Authority

**CA Government Code Section 53607**

**For Period Ended  
March 31, 2024**

Investment Name	CUSIP ID	Issue Date	Cost	Par Value	Market Value	Maturity Date
<b><u>Sales &amp; Maturities</u></b>						
Bank Hapoalim CD	06251AW48	3/25/2019	246,233.00	235,000.00	234,579.35	3/25/2024
Federal Home Ln Bks DEB	3130AQD34	12/28/2021	500,000.00	500,000.00	498,320.00	3/28/2024
Federal Home Ln Bks DEB	3130ARFD8	3/22/2022	754,653.90	770,000.00	768,644.80	3/22/2024
<b>Sales &amp; Maturities Subtotal</b>			<b>1,500,886.90</b>	<b>1,505,000.00</b>	<b>1,501,544.15</b>	
<b><u>Purchases</u></b>						
Fed Natl Mortgage Assoc #AN16	3138LDYL1	6/1/2016	1,896,875.00	2,000,000.00	1,896,100.00	6/1/2026
US Treasury Note 2.625%	9128286B1	2/15/2019	928,900.00	1,000,000.00	928,950.00	2/15/2029
US Treasury Note 3.750%	91282CJR3	12/31/2023	978,600.00	1,000,000.00	978,670.00	12/31/2028
US Treasury Note 4.000%	91282CJW2	1/31/2024	989,100.00	1,000,000.00	989,690.00	1/31/2029
<b>Purchases Subtotal</b>			<b>4,793,475.00</b>	<b>5,000,000.00</b>	<b>4,793,410.00</b>	

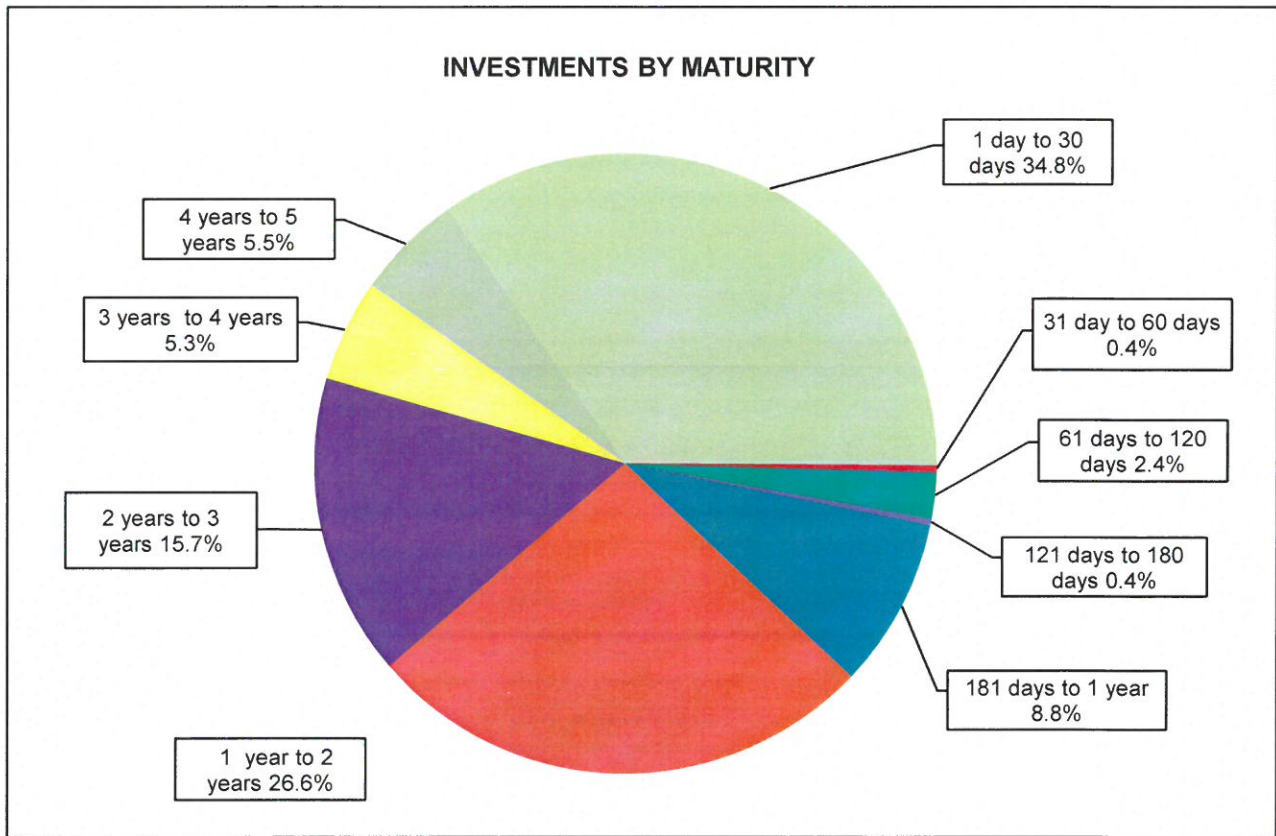
**TREASURER'S REPORT**

City of Upland - Successor Agency - Public Financing Authority

**Maturities in Thousands of Dollars**

**For Period Ended  
March 31, 2024**

Investment Portfolio	1 day to 30 days	31 day to 60 days	61 days to 120 days	121 days to 180 days	181 days to 1 year	1 year to 2 years	2 years to 3 years	3 years to 4 years	4 years to 5 years
State Local Agency Investment Fund	8,166	-	-	-	-	-	-	-	-
California Asset Management Plan	31,366	-	-	-	-	-	-	-	-
Bank Accounts and Change Funds	5,023	-	-	-	-	-	-	-	-
Negotiable Certificates of Deposit	748	497	1,345	474	4,613	8,496	4,762	2,727	1,772
Government Securities	-	-	1,981	-	7,679	25,873	16,656	4,673	3,007
Money Market Fund	3,101	-	-	-	-	-	-	-	-
Municipal Bonds	-	-	-	25	-	1,278	231	-	-
US Treasury	-	-	-	-	-	1,391	224	-	2,897
<b>Total Cash and Investments</b>	<b>48,403</b>	<b>497</b>	<b>3,326</b>	<b>499</b>	<b>12,291</b>	<b>37,039</b>	<b>21,873</b>	<b>7,399</b>	<b>7,677</b>
<b>Percentage</b>	<b>34.8%</b>	<b>0.4%</b>	<b>2.4%</b>	<b>0.4%</b>	<b>8.8%</b>	<b>26.6%</b>	<b>15.7%</b>	<b>5.3%</b>	<b>5.5%</b>



**TREASURER'S REPORT**

City of Upland - Successor Agency - Public Financing Authority  
**Bank Accounts and Change Funds**

**For Period Ended  
March 31, 2024**

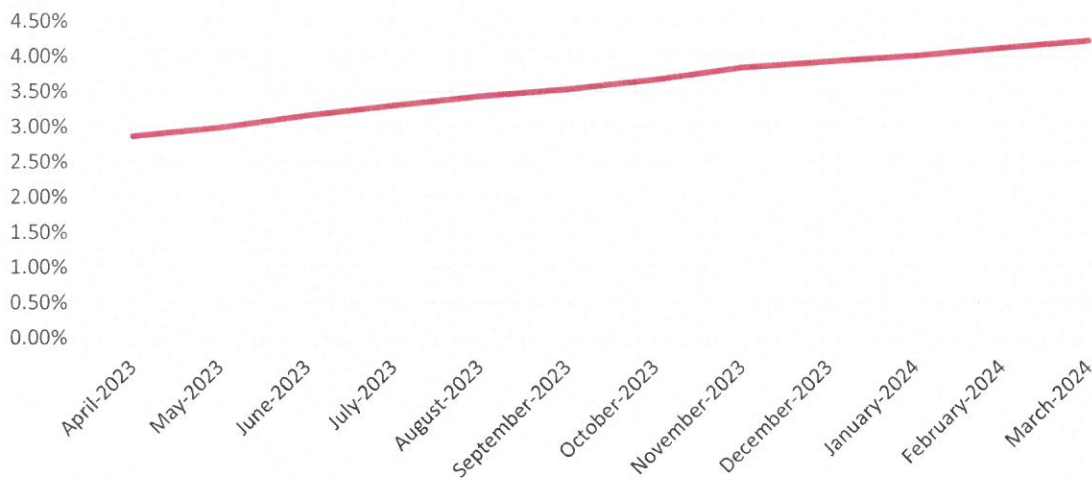
<u>Account Name</u>	<u>Institution</u>	<u>Insured Deposits</u>	<u>Collateralized Deposits</u>	<u>Total Deposits</u>
Petty Cash City of Upland	City of Upland	\$ -	\$ 34,100	\$ 34,100
City of Upland Payroll Zero Balance Account	Chase	-	-	-
City of Upland Checking Account	Chase	250,000	4,407,946	4,657,946
City of Upland Successor Agency	Chase	250,000	80,973	330,973
	<b>Totals</b>	<b>\$ 500,000</b>	<b>\$ 4,523,019</b>	<b>\$ 5,023,019</b>

**TREASURER'S REPORT**  
 City of Upland - Successor Agency - Public Financing Authority  
**State Local Agency Investment Fund**

**For 12 Month Period Ended  
 March 31, 2024**

<b>Month</b>	<b>Yield</b>
April-2023	2.87%
May-2023	2.99%
June-2023	3.17%
July-2023	3.31%
August-2023	3.43%
September-2023	3.53%
October-2023	3.67%
November-2023	3.84%
December-2023	3.93%
January-2024	4.01%
February-2024	4.12%
March-2024	4.23%

Average Yield On Investment Portfolio



**TREASURER'S REPORT**  
City of Upland - Successor Agency - Public Financing Authority

Investment Summary  
March 31, 2024

	April-2023	May-2023	June-2023	July-2023	August-2023	September-2023	October-2023	November-2023	December-2023	January-2024	February-2024	March-2024
<b>Investment Portfolio</b>												
Slate Local Agency Investment Fund (LAIF)	3,521,938	3,519,024	4,983,829	5,023,403	5,063,212	3,065,740	1,115,944	1,118,938	6,112,217	6,140,634	10,179,928	8,165,684
California Asset Management Plan (CAMP)	14,332,982	22,397,065	25,098,674	30,230,929	30,372,628	30,511,128	30,655,126	30,795,733	30,940,951	31,086,004	31,221,945	31,366,454
Negotiable Certificates of Deposit	17,397,077	17,397,614	19,841,577	22,273,052	22,275,160	23,734,007	24,947,630	23,067,720	24,049,279	26,488,583	25,736,967	25,434,176
Money Market Fund	1,800,250	6,476,120	3,094,006	544,366	3,331,015	1,416,006	373,385	1,534,652	1,160,163	292,728	1,264,033	3,100,698
Municipal Bonds	1,538,607	1,532,380	1,535,585	1,538,607	1,497,757	1,494,993	1,510,198	1,510,198	1,524,299	1,534,972	1,529,703	1,533,303
Government Agency Securities	58,523,662	58,156,119	59,305,626	59,305,626	57,908,782	58,260,760	58,443,604	58,080,656	60,417,271	59,328,194	59,106,065	59,869,893
Corporate Bonds	1,372,680	2,350,895	2,569,213	2,569,213	1,577,943	1,573,238	1,576,074	1,595,435	1,614,818	1,619,928	1,610,945	4,512,423
US Treasury	98,076,407	111,835,644	121,482,183	121,482,183	122,028,488	120,055,871	118,608,939	119,703,332	125,818,997	126,492,053	130,651,085	133,991,439
<b>Total Investments</b>	<b>\$ 98,076,407</b>	<b>\$ 111,835,644</b>	<b>\$ 121,482,183</b>	<b>\$ 121,482,183</b>	<b>\$ 122,028,488</b>	<b>\$ 120,055,871</b>	<b>\$ 118,608,939</b>	<b>\$ 119,703,332</b>	<b>\$ 125,818,997</b>	<b>\$ 126,492,053</b>	<b>\$ 130,651,085</b>	<b>\$ 133,991,439</b>
<b>Weighted Average Days to Maturity</b>	631.55	526.34	508.51	532.00	529.41	563.07	559.72	559.72	506.90	491.11	459.24	483.70
<b>Blended Yield:</b>	2.21%	2.52%	2.42%	2.56%	2.93%	3.01%	3.02%	3.02%	3.08%	3.05%	2.94%	3.14%
<b>Bank Accounts and Change of Funds</b>	\$ 13,639,754	\$ 15,519,957	\$ 19,573,164	\$ 7,875,465	\$ 3,307,087	\$ 4,661,508	\$ 4,719,830	\$ 7,043,740	\$ 7,158,488	\$ 8,280,241	\$ 7,286,941	\$ 5,023,019
<b>Total Cash</b>	\$ 13,639,754	\$ 15,519,957	\$ 19,573,164	\$ 7,875,465	\$ 3,307,087	\$ 4,661,508	\$ 4,719,830	\$ 7,043,740	\$ 7,158,488	\$ 8,280,241	\$ 7,286,941	\$ 5,023,019
<b>Total Cash and Investments</b>	\$ 112,716,161	\$ 127,355,601	\$ 135,617,094	\$ 129,607,649	\$ 125,335,584	\$ 124,717,379	\$ 123,328,768	\$ 126,747,072	\$ 132,977,485	\$ 134,772,294	\$ 137,938,026	\$ 139,004,459
<b>PARS Investment Portfolio</b>												
115 Trust-OPEB Investment	1,737,104	1,720,017	1,780,155	1,818,663	1,783,295	1,717,316	1,722,469	1,722,469	1,872,738	1,877,569	1,898,632	1,996,964
115 Trust-Pension Investment	2,990,221	2,663,234	3,876,869	4,366,983	4,509,472	4,370,416	4,432,144	4,432,144	4,729,333	4,746,692	4,775,020	4,855,290
<b>Total Restricted Funds Held in Trust</b>	\$ 4,727,325	\$ 4,383,251	\$ 5,657,024	\$ 6,385,657	\$ 6,292,767	\$ 6,087,734	\$ 6,154,613	\$ 6,154,613	\$ 6,602,071	\$ 6,624,260	\$ 6,673,652	\$ 6,792,254
<b>Benchmarks:</b>												
LAIF	2.87%	2.99%	3.17%	3.31%	3.43%	3.53%	3.67%	3.67%	3.83%	4.01%	4.12%	4.23%
CAMP	5.01%	5.20%	5.27%	5.43%	5.54%	5.55%	5.56%	5.50%	5.55%	5.54%	5.50%	5.50%
2Yr U.S. Treasury	4.04%	4.40%	4.87%	4.88%	4.85%	5.03%	4.95%	4.73%	4.23%	4.27%	4.54%	4.59%
5Yr U.S. Treasury	3.51%	3.74%	4.13%	4.18%	4.23%	4.60%	4.67%	4.31%	3.84%	3.91%	4.26%	4.21%
<b>Restricted Funds with Fiscal Agent</b>												
Wir Sys Lease Rev Ref Bonds 2011	15,500,784	15,500,848	15,500,914	15,500,977	15,501,043	16,509,197	15,501,173	15,501,239	15,501,303	15,501,369	15,501,435	15,636,280
Wir Revenue Bonds 2022	0	0	0	0	0	73,960	25	25	25	25	25	48,773
Wir Sys Lease Rev Ref Bonds 2021	2,256,143	2,256,143	2,256,162	2,256,172	2,892,444	10	10	10	10	10	223,344	0
Successor Agency TAN 2013 / TAN 2016- Me	908,791	1,640,511	1,640,517	1,640,523	1,640,530	585,586	585,588	585,591	585,593	585,595	1,311,297	1,122,204
Colonies CFD Area #1 2012	2,006,605	2,615,766	2,615,776	2,615,787	2,615,798	1,528,950	1,528,958	1,528,968	1,528,969	1,528,975	2,236,488	2,010,387
Colonies CFD Area #2 2015	197,827	261,002	261,003	261,004	261,005	166,186	166,187	166,188	166,188	166,188	231,819	203,448
Upland 34 CFD 2004	852,155	1,076,848	1,076,848	1,076,852	1,102,057	737,752	737,756	737,759	737,762	737,762	1,006,794	824,056
Sycamore Hills CFD 2015-1	714,159	890,929	893,973	897,321	904,297	571,804	574,056	576,398	578,670	581,045	912,960	743,629
Harvest at Upland CFD 2016-1 Area #1	2,426,606	2,695,079	2,695,089	2,695,100	2,289,308	2,289,308	2,289,318	2,289,328	2,289,337	2,289,347	2,583,777	2,435,366
Harvest at Upland CFD 2016-1 Area #2	4,262,553	4,010,977	3,998,701	4,013,696	4,023,216	3,992,422	4,007,837	4,023,801	4,039,244	4,055,265	4,145,681	4,062,915
Sycamore Hills CFD 2015-1-2	29,125,623	35,493,019	35,483,821	32,061,765	32,765,574	27,219,003	26,154,735	26,173,129	26,190,936	26,209,421	29,202,632	27,935,164
<b>Total Restricted Funds</b>	\$ 29,125,623	\$ 35,493,019	\$ 35,483,821	\$ 32,061,765	\$ 32,765,574	\$ 27,219,003	\$ 26,154,735	\$ 26,173,129	\$ 26,190,936	\$ 26,209,421	\$ 29,202,632	\$ 27,935,164

## TREASURER'S REPORT

City of Upland - Successor Agency - Public Financing Authority

### QUARTERLY COMPARISON OF CITY INVESTMENT MARKET VALUE ANALYSIS

	December-2023	March-2024	Variance
<b>Investment Portfolio</b>			
State Local Agency Investment Fund (LAIF)	6,112,217	8,165,694	2,053,477
California Asset Management Plan	30,940,951	31,366,454	425,503
Negotiable Certificates of Deposit	24,049,279	25,434,176	1,384,897
Money Market Fund	1,160,163	3,100,698	1,940,535
Municipal Bonds	1,524,299	1,533,303	9,004
Government Agency Securities	60,417,271	59,868,893	(548,378)
Corporate Bonds	-	-	-
US Treasury	1,614,818	4,512,223	2,897,405
<b>Total Investments</b>	<b>125,818,997</b>	<b>133,981,439</b>	<b>8,162,443</b>
<b>Weighted Average Days to Maturity</b>	<b>506.90</b>	<b>483.70</b>	<b>(23.20)</b>
<b>Blended Yield:</b>	<b>3.08%</b>	<b>3.14%</b>	<b>0.06%</b>
<b>Cash</b>			
Bank Accounts and Change of Funds	7,158,488	5,023,019	(2,135,469)
<b>Total Cash</b>	<b>7,158,488</b>	<b>5,023,019</b>	<b>(2,135,469)</b>
<b>Total Cash and Investments</b>	<b>132,977,485</b>	<b>139,004,459</b>	<b>6,026,974</b>
<b>PARS Investment Portfolio</b>			
115 Trust-OPEB Investment	1,872,738	1,936,964	64,226
115 Trust-Pension Investment	4,729,333	4,855,290	125,957
<b>Total Restricted Funds Held in Trust</b>	<b>6,602,071</b>	<b>6,792,254</b>	<b>190,182</b>